

FERRARI CHALLENGE ASIA PACIFIC 2017

Ferrari Challenge Trofeo Pirelli
Final Results Race 2

5 - 8 April 2017
FULL GP - Main Start / Main Pit In - 5555 mtr.

Pos	Nbr	Name	Cls	PIC	Gap	Total time	Fastest	In	Avg. Speed
1	4	Philippe PRETTE	Pirelli	1	-- 8 laps --	20:29.017	2:15.338	4	130.17
2	48	Angelo NEGRO	Pirelli	2	0.525	20:29.542	2:15.796	2	130.11
3	69	Zen LOW	Pirelli	3	1.118	20:30.135	2:17.559	4	130.05
4	7	Ken SETO	Pirelli AM	1	1.675	20:30.692	2:17.297	3	129.99
5	88	Tiger WU	Pirelli AM	2	2.182	20:31.199	2:17.675	4	129.94
6	257	Tani HANNA	Pirelli458	1	2.728	20:31.745	2:18.800	2	129.88
7	68	Yanbin XING	Pirelli AM	3	3.755	20:32.772	2:19.093	3	129.77
8	113	Makoto FUJIWARA	Shell	1	5.264	20:34.281	2:20.464	4	129.61
9	288	Martin BERRY	Pirelli458	2	5.897	20:34.914	2:20.438	2	129.55
10	158	Kent CHEN	Shell	2	6.600	20:35.617	2:20.763	4	129.47
11	27	Grant BAKER	Pirelli AM	4	7.523	20:36.540	2:21.123	3	129.38
12	157	Andrew MOON	Shell	3	8.231	20:37.248	2:20.105	4	129.30
13	149	David DICKER	Shell	4	11.448	20:40.465	2:23.555	2	128.97
14	179	Jay CHANG	Shell	5	12.574	20:41.591	2:24.102	4	128.85
15	236	Sam LOK	Pirelli458	3	14.638	20:43.655	2:25.193	3	128.64
16	123	Hideo HONDA	Shell	6	15.948	20:44.965	2:26.299	2	128.50
17	222	Tamotsu KONDO	Pirelli458	4	17.249	20:46.266	2:26.141	4	128.37
18	199	Kanthicha CHIMSIRI	Shell	7	19.539	20:48.556	2:29.928	2	128.13
19	286	Min XIAO	Pirelli458	5	42.691	21:11.708	2:22.995	3	125.80
20	221	Paul WONG	Pirelli458	6	-- 5 laps --	13:11.137	2:25.170	2	126.38
21	30	Joshua CARTU	Pirelli AM	5	-- 4 laps --	9:15.126	2:17.070	2	144.09
22	117	Xi WANG	Shell	8					

Car # 286 - 25 Seconds added for Drive Through Penalty

Fastest time : 2:15.338 in lap 4 by nbr. 4 : Philippe PRETTEO

Results and lap times : www.raceresults.nu

Timekeeping by : Time Service BV - Holland

Steward 

Steward 

Steward 

Publication-time

HUBLOT

FERRARI CHALLENGE ASIA PACIFIC 2017

Ferrari Challenge Trofeo Pirelli
Final Results Race 2

5 - 8 April 2017
FULL GP - Main Start / Main Pit In - 5555 mtr.

Class = Pirelli

Pos	Nbr	Name	Gap	Diff	Total time	Fastest	In
1	4	Philippe PRETTE	-- 8 laps --		20:29.017	2:15.338	4
2	48	Angelo NEGRO	0.525	0.525	20:29.542	2:15.796	2
3	69	Zen LOW	1.118	0.593	20:30.135	2:17.559	4

Class = Pirelli458

Pos	Nbr	Name	Gap	Diff	Total time	Fastest	In
1	257	Tani HANNA	-- 8 laps --		20:31.745	2:18.800	2
2	288	Martin BERRY	3.169	3.169	20:34.914	2:20.438	2
3	236	Sam LOK	11.910	8.741	20:43.655	2:25.193	3
4	222	Tamotsu KONDO	14.521	2.611	20:46.266	2:26.141	4
5	286	Min XIAO	39.963	25.442	21:11.708	2:22.995	3
6	221	Paul WONG	-- 5 laps --		13:11.137	2:25.170	2

Class = Pirelli AM

Pos	Nbr	Name	Gap	Diff	Total time	Fastest	In
1	7	Ken SETO	-- 8 laps --		20:30.692	2:17.297	3
2	88	Tiger WU	0.507	0.507	20:31.199	2:17.675	4
3	68	Yanbin XING	2.080	1.573	20:32.772	2:19.093	3
4	27	Grant BAKER	5.848	3.768	20:36.540	2:21.123	3
5	30	Joshua CARTU	-- 4 laps --		9:15.126	2:17.070	2

Class = Shell





Pos	Nbr	Name	Gap	Diff	Total time	Fastest	In
1	113	Makoto FUJIWARA	-- 8 laps --		20:34.281	2:20.464	4
2	158	Kent CHEN	1.336	1.336	20:35.617	2:20.763	4
3	157	Andrew MOON	2.967	1.631	20:37.248	2:20.105	4
4	149	David DICKER	6.184	3.217	20:40.465	2:23.555	2
5	179	Jay CHANG	7.310	1.126	20:41.591	2:24.102	4
6	123	Hideo HONDA	10.684	3.374	20:44.965	2:26.299	2
7	199	Kanthicha CHIMSIRI	14.275	3.591	20:48.556	2:29.928	2
8	117	Xi WANG					

Car # 286 - 25 Seconds added for Drive Through Penalty

Fastest time : 2:15.338 in lap 4 by nbr. 4 : Philippe PRETTE()

Results and lap times : www.raceresults.eu

Timekeeping by : Time Service BV - Holland

Steward	Steward	Steward	
			

Ferrari Challenge Trofeo Pirelli Sector Analyse - Race 2

5 - 8 April 2017
FULL GP - Main Start / Main Pit In - 5555 mtr.

Pos	Nbr	Name / Team name	Sector 1			Sector 2			Sector 3			Theoretical best	Actual best	In
			time	Lap	pos	time	Lap	pos	time	Lap	pos			
1	4	Philippe PRETTE	25.607	3	1	54.073	1	1	54.989	1	1	2:14.669	2:15.338	4
2	48	Angelo NEGRO	25.690	3	2	54.563	2	2	55.332	1	2	2:15.585	2:15.796	2
3	69	Zen LOW	26.236	5	6	54.971	5	4	55.556	4	3	2:16.763	2:17.559	4
4	7	Ken SETO	26.103	5	4	55.026	3	5	55.919	3	5	2:17.048	2:17.297	3
5	88	Tiger WU	26.176	4	5	54.816	4	3	56.155	2	7	2:17.147	2:17.675	4
6	257	Tani HANNA	26.354	3	8	55.911	5	9	56.152	2	6	2:18.417	2:18.800	2
7	68	Yanbin XING	26.251	4	7	55.673	5	7	56.515	2	8	2:18.439	2:19.093	3
8	113	Makoto FUJIWARA	26.526	5	9	56.127	5	10	57.467	4	11	2:20.120	2:20.464	4
9	288	Martin BERRY	26.534	4	10	56.420	5	12	57.057	2	9	2:20.011	2:20.438	2
10	158	Kent CHEN	26.709	2	13	56.462	5	13	57.314	3	10	2:20.485	2:20.763	4
11	27	Grant BAKER	26.579	5	11	56.315	5	11	57.618	4	12	2:20.512	2:21.123	3
12	157	Andrew MOON	26.652	4	12	55.748	4	8	57.705	4	13	2:20.105	2:20.105	4
13	149	David DICKER	27.475	3	17	57.248	2	16	58.530	2	15	2:23.253	2:23.555	2
14	179	Jay CHANG	27.471	3	16	56.985	5	15	58.664	4	16	2:23.120	2:24.102	4
15	236	Sam LOK	27.722	4	18	57.751	3	18	59.664	3	18	2:25.137	2:25.193	3
16	123	Hideo HONDA	27.749	5	20	57.887	5	19	1:00.036	2	19	2:25.672	2:26.299	2
17	222	Tamotsu KONDO	27.733	5	19	57.601	3	17	1:00.241	4	20	2:25.575	2:26.141	4
18	286	Min XIAO	27.107	5	14	56.760	5	14	58.438	3	14	2:22.305	2:22.995	3
19	199	Kanthicha CHIMSIRI	28.079	5	21	59.608	5	21	1:01.407	2	21	2:29.094	2:29.928	2
20	221	Paul WONG	27.240	3	15	57.989	2	20	59.550	3	17	2:24.779	2:25.170	2
21	30	Joshua CARTU	26.025	2	3	55.117	2	6	55.916	4	4	2:17.058	2:17.070	2
22	117	Xi WANG												

Ferrari Challenge Trofeo Pirelli Laptimes - Race 2

5 - 8 April 2017
FULL GP - Main Start / Main Pit In - 5555 mtr.

Nbr	Name	Laps	lap	Lap ..1	Lap ..2	Lap ..3	Lap ..4	Lap ..5	Lap ..6	Lap ..7	Lap ..8	Lap ..9	Lap ..0
4	Philippe PRETTE	8	1 - 10	2:17.332	2:15.361	2:15.545	2:15.338	2:16.368	2:39.100	3:15.072	3:14.502		
48	Angelo NEGRO	8	1 - 10	2:18.920	2:15.796	2:16.371	2:17.337	2:16.122	2:35.238	3:15.072	3:14.236		
69	Zen LOW	8	1 - 10	2:22.846	2:18.016	2:17.612	2:17.559	2:18.835	2:25.404	3:14.757	3:14.322		
7	Ken SETO	8	1 - 10	2:22.987	2:18.515	2:17.297	2:18.053	2:18.333	2:25.271	3:14.770	3:14.099		
88	Tiger WU	8	1 - 10	2:24.263	2:18.083	2:17.838	2:17.675	2:18.265	2:25.312	3:14.618	3:14.068		
257	Tani HANNA	8	1 - 10	2:24.982	2:18.800	2:19.562	2:19.987	2:19.966	2:33.950	2:58.747	3:14.157		
68	Yanbin XING	8	1 - 10	2:25.655	2:21.109	2:19.093	2:19.350	2:19.498	2:33.754	2:58.362	3:14.450		
113	Makoto FUJIWARA	8	1 - 10	2:27.169	2:21.280	2:22.196	2:20.464	2:20.533	2:32.875	2:54.252	3:13.620		
288	Martin BERRY	8	1 - 10	2:28.697	2:20.438	2:22.417	2:21.421	2:21.614	2:30.615	2:53.394	3:13.740		
158	Kent CHEN	8	1 - 10	2:27.459	2:20.865	2:22.142	2:20.763	2:24.268	2:30.201	2:53.205	3:13.986		
27	Grant BAKER	8	1 - 10	2:30.083	2:21.825	2:21.123	2:21.686	2:22.708	2:32.165	2:51.281	3:13.241		
157	Andrew MOON	8	1 - 10	2:32.486	2:21.973	2:22.958	2:20.105	2:20.921	2:32.372	2:50.943	3:12.481		
149	David DICKER	8	1 - 10	2:30.549	2:23.555	2:27.250	2:24.993	2:30.185	2:35.570	2:32.481	3:13.478		
179	Jay CHANG	8	1 - 10	2:36.055	2:26.773	2:26.264	2:24.102	2:24.288	2:33.604	2:32.456	3:13.896		
236	Sam LOK	8	1 - 10	2:33.054	2:28.136	2:25.193	2:26.479	2:29.346	2:31.312	2:31.184	3:14.931		
123	Hideo HONDA	8	1 - 10	2:33.389	2:26.299	2:26.820	2:27.177	2:27.104	2:31.811	2:30.691	3:15.652		
222	Tamotsu KONDO	8	1 - 10	2:45.290	2:26.862	2:26.208	2:26.141	2:28.069	2:32.689	2:28.234	3:07.889		
286	Min XIAO	8	1 - 10	2:58.255	2:26.197	2:22.995	2:24.665	2:23.854	2:33.082	2:27.080	3:07.154		
199	Kanthicha CHIMSIRI	8	1 - 10	2:39.760	2:29.928	2:32.720	2:31.351	2:32.128	2:38.211	2:38.454	2:39.157		
221	Paul WONG	5	1 - 10	2:33.544	2:25.170	2:25.411	2:35.656	3:06.039					
30	Joshua CARTU	4	1 - 10	2:21.275	2:17.070	2:18.031	2:17.822						
117	Xi WANG		1 - 10										

Ferrari Challenge Trofeo Pirelli Laps and Sector Times - Race 2

5 - 8 April 2017
FULL GP - Main Start / Main Pit In - 5555 mtr.

4 Philippe PRETTE																			
lap	Sect-1	Speed	Sect-2	Speed	Sect-3	Speed	TopSpeed	laptime	pit	lap	Sect-1	Speed	Sect-2	Speed	Sect-3	Speed	Topspeed	laptime	pit
1	28.270	262.8	<u>54.073</u>	<u>227.4</u>	<u>54.989</u>			2:17.332		5	25.990	263.4	54.861	221.8	55.517			2:16.368	
2	25.729	268.7	54.595	215.1	55.037			2:15.361		6	25.875	197.8	1:00.839	194.9	1:12.386			2:39.100	
3	<u>25.607</u>	270.0	54.657	219.5	55.281			2:15.545		7	34.079	129.5	1:16.739	153.0	1:24.254			3:15.072	
4	25.687	<u>270.7</u>	54.393	220.9	55.258			2:15.338		8	35.074	152.1	1:17.992	146.7	1:21.436			3:14.502	

7 Ken SETO																			
lap	Sect-1	Speed	Sect-2	Speed	Sect-3	Speed	TopSpeed	laptime	pit	lap	Sect-1	Speed	Sect-2	Speed	Sect-3	Speed	Topspeed	laptime	pit
1	29.640	251.2	56.551	214.7	56.796			2:22.987		5	<u>26.103</u>	262.8	55.305	<u>227.4</u>	56.925			2:18.333	
2	26.575	264.1	55.246	224.1	56.694			2:18.515		6	27.044	216.0	56.866	211.4	1:01.361			2:25.271	
3	26.352	<u>264.7</u>	<u>55.026</u>	221.8	<u>55.919</u>			<u>2:17.297</u>		7	33.500	128.3	1:16.702	136.2	1:24.568			3:14.770	
4	26.224	263.4	55.209	216.9	56.620			2:18.053		8	34.513	151.0	1:18.576	144.0	1:21.010			3:14.099	

27 Grant BAKER																			
lap	Sect-1	Speed	Sect-2	Speed	Sect-3	Speed	TopSpeed	laptime	pit	lap	Sect-1	Speed	Sect-2	Speed	Sect-3	Speed	Topspeed	laptime	pit
1	31.649	226.4	59.225	194.2	59.209			2:30.083		5	<u>26.579</u>	<u>248.3</u>	<u>56.315</u>	<u>211.4</u>	59.814			2:22.708	
2	27.382	242.7	56.689	201.1	57.754			2:21.825		6	31.108	213.9	59.542	178.2	1:01.515			2:32.165	
3	26.762	220.4	56.462	200.0	57.899			<u>2:21.123</u>		7	28.522	210.1	59.452	193.9	1:23.307			2:51.281	
4	27.033	230.3	57.035	199.3	<u>57.618</u>			2:21.686		8	32.288	137.2	1:18.536	130.1	1:22.417			3:13.241	

30 Joshua CARTU																			
lap	Sect-1	Speed	Sect-2	Speed	Sect-3	Speed	TopSpeed	laptime	pit	lap	Sect-1	Speed	Sect-2	Speed	Sect-3	Speed	Topspeed	laptime	pit
1	29.250	<u>270.7</u>	55.889	<u>233.3</u>	56.136			2:21.275		3	26.085	268.7	55.279	206.9	56.667			2:18.031	
2	<u>26.025</u>	268.7	<u>55.117</u>	215.6	55.928			<u>2:17.070</u>		4	26.211	268.7	55.695	218.6	<u>55.916</u>			2:17.822	

48 Angelo NEGRO																			
lap	Sect-1	Speed	Sect-2	Speed	Sect-3	Speed	TopSpeed	laptime	pit	lap	Sect-1	Speed	Sect-2	Speed	Sect-3	Speed	Topspeed	laptime	pit
1	28.975	259.6	54.613	231.3	<u>55.332</u>			2:18.920		5	25.866	270.7	54.626	<u>240.0</u>	55.630			2:16.122	
2	25.793	<u>272.0</u>	<u>54.563</u>	233.8	55.440			<u>2:15.796</u>		6	26.033	211.4	57.263	188.2	1:11.942			2:35.238	
3	<u>25.690</u>	264.1	55.062	229.8	55.619			2:16.371		7	33.885	128.4	1:16.501	144.0	1:24.686			3:15.072	
4	25.929	260.9	54.802	220.0	56.606			2:17.337		8	34.604	160.7	1:18.143	145.7	1:21.489			3:14.236	

68 Yanbin XING																			
lap	Sect-1	Speed	Sect-2	Speed	Sect-3	Speed	TopSpeed	laptime	pit	lap	Sect-1	Speed	Sect-2	Speed	Sect-3	Speed	Topspeed	laptime	pit
1	30.726	264.7	58.130	220.4	56.799			2:25.655		5	26.358	<u>268.0</u>	<u>55.673</u>	220.9	57.467			2:19.498	
2	27.584	259.0	57.010	216.0	<u>56.515</u>			2:21.109		6	28.418	192.9	1:00.374	185.2	1:04.962			2:33.754	
3	26.589	266.0	55.848	215.6	56.656			<u>2:19.093</u>		7	28.436	169.8	1:05.501	122.6	1:24.425			2:58.362	
4	<u>26.251</u>	267.3	56.441	<u>235.3</u>	56.658			2:19.350		8	34.109	147.5	1:19.054	130.0	1:21.287			3:14.450	

69 Zen LOW																			
lap	Sect-1	Speed	Sect-2	Speed	Sect-3	Speed	TopSpeed	laptime	pit	lap	Sect-1	Speed	Sect-2	Speed	Sect-3	Speed	Topspeed	laptime	pit
1	29.668	262.8	56.517	213.9	56.661			2:22.846		5	<u>26.236</u>	261.5	<u>54.971</u>	227.4	57.628			2:18.835	
2	26.553	271.4	55.301	227.8	56.162			2:18.016		6	26.484	220.4	56.000	195.7	1:02.920			2:25.404	
3	26.452	270.7	55.041	<u>234.3</u>	56.119			2:17.612		7	33.756	140.1	1:16.412	143.6	1:24.589			3:14.757	
4	26.406	<u>272.7</u>	55.597	222.7	<u>55.556</u>			<u>2:17.559</u>		8	34.660	159.5	1:18.188	149.4	1:21.474			3:14.322	

88 Tiger WU																			
lap	Sect-1	Speed	Sect-2	Speed	Sect-3	Speed	TopSpeed	laptime	pit	lap	Sect-1	Speed	Sect-2	Speed	Sect-3	Speed	Topspeed	laptime	pit
1	30.772	261.5	56.469	234.3	57.022			2:24.263		5	26.775	266.0	54.841	233.8	56.649			2:18.265	
2	26.448	265.4	55.480	233.3	<u>56.155</u>			2:18.083		6	27.697	227.4	57.546	217.7	1:00.069			2:25.312	
3	26.361	<u>266.7</u>	54.954	236.3	56.523			2:17.838		7	33.740	130.8	1:16.631	137.9	1:24.247			3:14.618	
4	<u>26.176</u>	258.4	<u>54.816</u>	<u>241.6</u>	56.683			<u>2:17.675</u>		8	34.544	155.8	1:19.027	143.4	1:20.497			3:14.068	

113 Makoto FUJIWARA																			
lap	Sect-1	Speed	Sect-2	Speed	Sect-3	Speed	TopSpeed	laptime	pit	lap	Sect-1	Speed	Sect-2	Speed	Sect-3	Speed	Topspeed	laptime	pit
1	30.804	243.8	58.645	200.4	57.720			2:27.169		5	<u>26.526</u>	<u>257.1</u>	<u>56.127</u>	204.5	57.880			2:20.533	
2	26.691	245.5	56.596	197.8	57.993			2:21.280		6	31.165	217.3	59.195	184.0	1:02.515			2:32.875	
3	28.032	250.0	56.518	<u>211.4</u>	57.646			2:22.196		7	27.805	213.9	1:00.732	135.5	1:25.715			2:54.252	
4	26.837	253.5	56.160	204.5	<u>57.467</u>			<u>2:20.464</u>		8	32.589	141.4	1:18.877	136.4	1:22.154			3:13.620	

Ferrari Challenge Trofeo Pirelli

5 - 8 April 2017

Laps and Sector Times - Race 2

FULL GP - Main Start / Main Pit In - 5555 mtr.

117 Xi WANG																			
lap	Sect-1	Speed	Sect-2	Speed	Sect-3	Speed	TopSpeed	laptime	pit	lap	Sect-1	Speed	Sect-2	Speed	Sect-3	Speed	Topspeed	laptime	pit

123 Hideo HONDA																				
lap	Sect-1	Speed	Sect-2	Speed	Sect-3	Speed	TopSpeed	laptime	pit	lap	Sect-1	Speed	Sect-2	Speed	Sect-3	Speed	Topspeed	laptime	pit	
1	31.232	236.8	1:01.684	193.5	1:00.473			2:33.389		5	27.749	262.8	57.887	197.8	1:01.468				2:27.104	
2	27.830	245.5	58.433	168.2	1:00.036			2:26.299		6	29.703	216.0	1:00.224	177.0	1:01.884				2:31.811	
3	28.055	251.2	58.479	187.8	1:00.286			2:26.820		7	28.629	248.3	59.182	170.3	1:02.880				2:30.691	
4	27.852	259.6	58.215	196.0	1:01.110			2:27.177		8	30.365	160.0	1:18.658	128.3	1:26.629				3:15.652	

149 David DICKER																				
lap	Sect-1	Speed	Sect-2	Speed	Sect-3	Speed	TopSpeed	laptime	pit	lap	Sect-1	Speed	Sect-2	Speed	Sect-3	Speed	Topspeed	laptime	pit	
1	31.046	227.8	59.842	188.8	59.661			2:30.549		5	27.792	246.6	57.250	222.2	1:05.143				2:30.185	
2	27.777	242.7	57.248	197.4	58.530			2:23.555		6	32.943	232.8	58.945	200.0	1:03.682				2:35.570	
3	27.475	224.1	59.082	204.2	1:00.693			2:27.250		7	29.050	219.5	58.020	213.4	1:05.411				2:32.481	
4	28.465	242.7	57.406	214.7	59.122			2:24.993		8	30.108	137.6	1:18.663	123.9	1:24.707				3:13.478	

157 Andrew MOON																				
lap	Sect-1	Speed	Sect-2	Speed	Sect-3	Speed	TopSpeed	laptime	pit	lap	Sect-1	Speed	Sect-2	Speed	Sect-3	Speed	Topspeed	laptime	pit	
1	31.397	258.4	1:01.695	220.0	59.394			2:32.486		5	26.694	266.0	55.877	217.7	58.350				2:20.921	
2	26.941	245.5	56.630	200.7	58.402			2:21.973		6	30.690	198.9	59.013	167.7	1:02.669				2:32.372	
3	27.346	265.4	57.444	212.6	58.168			2:22.958		7	27.972	193.5	59.308	171.7	1:23.663				2:50.943	
4	26.652	266.0	55.748	219.1	57.705			2:20.105		8	31.580	138.6	1:18.473	130.3	1:22.428				3:12.481	

158 Kent CHEN																				
lap	Sect-1	Speed	Sect-2	Speed	Sect-3	Speed	TopSpeed	laptime	pit	lap	Sect-1	Speed	Sect-2	Speed	Sect-3	Speed	Topspeed	laptime	pit	
1	30.769	251.2	58.335	221.3	58.355			2:27.459		5	27.027	255.9	56.462	227.8	1:00.779				2:24.268	
2	26.709	252.9	56.528	213.4	57.628			2:20.865		6	29.066	221.3	59.456	197.4	1:01.679				2:30.201	
3	27.687	261.5	57.141	213.4	57.314			2:22.142		7	28.073	245.5	59.253	138.8	1:25.879				2:53.205	
4	26.804	265.4	56.642	216.4	57.317			2:20.763		8	32.565	145.2	1:18.814	138.1	1:22.607				3:13.986	

179 Jay CHANG																				
lap	Sect-1	Speed	Sect-2	Speed	Sect-3	Speed	TopSpeed	laptime	pit	lap	Sect-1	Speed	Sect-2	Speed	Sect-3	Speed	Topspeed	laptime	pit	
1	32.567	234.3	1:02.993	192.9	1:00.495			2:36.055		5	28.466	243.8	56.985	208.5	58.837				2:24.288	
2	28.146	234.3	57.970	176.8	1:00.657			2:26.773		6	30.799	210.1	59.842	186.2	1:02.963				2:33.604	
3	27.471	243.2	58.668	193.5	1:00.125			2:26.264		7	29.006	235.3	58.203	208.9	1:05.247				2:32.456	
4	27.532	259.6	57.906	211.8	58.664			2:24.102		8	30.059	134.7	1:18.517	120.1	1:25.320				3:13.896	

199 Kanthicha CHIMSIRI																				
lap	Sect-1	Speed	Sect-2	Speed	Sect-3	Speed	TopSpeed	laptime	pit	lap	Sect-1	Speed	Sect-2	Speed	Sect-3	Speed	Topspeed	laptime	pit	
1	32.750	173.6	1:03.921	149.6	1:03.089			2:39.760		5	28.079	191.8	59.608	174.8	1:04.441				2:32.128	
2	28.490	203.4	1:00.031	170.6	1:01.407			2:29.928		6	30.637	178.2	1:03.643	164.4	1:03.931				2:38.211	
3	30.176	220.4	59.713	154.5	1:02.831			2:32.720		7	30.955	172.8	1:04.206	173.1	1:03.293				2:38.454	
4	28.803	206.1	1:00.698	163.6	1:01.850			2:31.351		8	29.275	210.1	1:02.028	183.1	1:07.854				2:39.157	

221 Paul WONG																				
lap	Sect-1	Speed	Sect-2	Speed	Sect-3	Speed	TopSpeed	laptime	pit	lap	Sect-1	Speed	Sect-2	Speed	Sect-3	Speed	Topspeed	laptime	pit	
1	31.407	259.6	1:01.400	213.4	1:00.737			2:33.544		4	27.538	244.3	57.990	193.5	1:10.128				2:35.656	
2	27.392	266.7	57.989	183.4	59.789			2:25.170		5	31.849	162.4	1:12.467	153.8					3:06.039	
3	27.240	253.5	58.621	170.9	59.550			2:25.411		6										

222 Tamotsu KONDO																				
lap	Sect-1	Speed	Sect-2	Speed	Sect-3	Speed	TopSpeed	laptime	pit	lap	Sect-1	Speed	Sect-2	Speed	Sect-3	Speed	Topspeed	laptime	pit	
1	30.994	235.3	1:13.383	184.9	1:00.913			2:45.290		5	27.733	255.3	58.046	208.5	1:02.290				2:28.069	
2	27.773	243.2	58.445	175.6	1:00.644			2:26.862		6	29.831	220.9	1:00.217	202.2	1:02.641				2:32.689	
3	28.055	251.7	57.601	211.8	1:00.552			2:26.208		7	28.184	255.9	58.539	209.3	1:01.511				2:28.234	
4	27.793	253.5	58.107	219.5	1:00.241			2:26.141		8	28.036	148.8	1:12.962	135.3	1:26.891				3:07.889	

236 Sam LOK																				
lap	Sect-1	Speed	Sect-2	Speed	Sect-3	Speed	TopSpeed	laptime	pit	lap	Sect-1	Speed	Sect-2	Speed	Sect-3	Speed	Topspeed	laptime	pit	
1	31.046	242.2	1:01.597	201.5	1:00.411			2:33.054		5	28.434	242.2	58.771	214.3	1:02.141				2:29.346	
2	28.057	259.0	59.535	198.5	1:00.544			2:28.136		6	29.480	231.3	59.850	190.1	1:01.982				2:31.312	

Ferrari Challenge Trofeo Pirelli Laps and Sector Times - Race 2

5 - 8 April 2017
FULL GP - Main Start / Main Pit In - 5555 mtr.

3	27.778	<u>261.5</u>	57.751	196.4	<u>59.664</u>		2:25.193	7	28.855	241.6	58.976	186.5	1:03.353		2:31.184
4	<u>27.722</u>	260.2	57.768	208.5	1:00.989		2:26.479	8	30.209	165.6	1:18.623	134.8	1:26.099		3:14.931

257 Tani HANNA																			
lap	Sect-1	Speed	Sect-2	Speed	Sect-3	Speed	TopSpeed	laptime	pit	lap	Sect-1	Speed	Sect-2	Speed	Sect-3	Speed	Topspeed	laptime	pit
1	30.242	252.9	56.910	193.2	57.830			2:24.982		5	26.648	260.2	<u>55.911</u>	204.2	57.407			2:19.966	
2	26.605	246.6	56.043	<u>221.3</u>	<u>56.152</u>			<u>2:18.800</u>		6	28.905	196.4	1:00.053	197.1	1:04.992			2:33.950	
3	<u>26.354</u>	254.7	56.855	213.0	56.353			2:19.562		7	28.186	168.5	1:06.287	133.5	1:24.274			2:58.747	
4	26.503	<u>260.2</u>	56.957	215.6	56.527			2:19.987		8	34.383	154.5	1:19.118	137.8	1:20.656			3:14.157	

286 Min XIAO																			
lap	Sect-1	Speed	Sect-2	Speed	Sect-3	Speed	TopSpeed	laptime	pit	lap	Sect-1	Speed	Sect-2	Speed	Sect-3	Speed	Topspeed	laptime	pit
1	32.029	217.7	1:26.942	220.0	59.284			2:58.255		5	<u>27.107</u>	<u>266.7</u>	<u>56.760</u>	<u>226.9</u>	59.987			2:23.854	
2	27.633	263.4	58.462	210.5	1:00.102			2:26.197		6	30.294	213.0	1:00.906	208.5	1:01.882			2:33.082	
3	27.341	264.7	57.216	219.5	<u>58.438</u>			<u>2:22.995</u>		7	27.227	248.3	57.555	210.9	1:02.298			2:27.080	
4	27.704	260.2	58.059	218.2	58.902			2:24.665		8	27.795	142.3	1:12.446	135.8	1:26.913			3:07.154	

288 Martin BERRY																			
lap	Sect-1	Speed	Sect-2	Speed	Sect-3	Speed	TopSpeed	laptime	pit	lap	Sect-1	Speed	Sect-2	Speed	Sect-3	Speed	Topspeed	laptime	pit
1	30.270	<u>267.3</u>	59.777	212.6	58.650			2:28.697		5	26.670	255.9	<u>56.420</u>	<u>224.1</u>	58.524			2:21.614	
2	26.861	254.7	56.520	217.7	<u>57.052</u>			<u>2:20.438</u>		6	29.372	231.8	58.501	197.8	1:02.742			2:30.615	
3	27.418	252.3	57.692	206.9	57.307			2:22.417		7	27.830	235.8	59.810	138.6	1:25.754			2:53.394	
4	<u>26.534</u>	257.1	57.515	212.2	57.372			2:21.421		8	32.600	138.8	1:18.879	135.3	1:22.261			3:13.740	